



The convenient and economical streetcar

The streetcar route extends from North and South to East and West of Nagasaki City. It has access not only to the main tourist areas, but also to the Nagasaki MATSUGAE International Terminal, Gunkanjima-Jouriku Cruise, and convenient access to Nagasaki Port OHATO terminal. Learn how to use it and experience it thoroughly.

Streetcar route map

Line	Color	Operating Area (via)	Required Time
1	Blue	AKASAKO—(OHATO)—SHOKAKUJI-SHITA	35 minutes
3	Red	AKASAKO—(SAKURA-MACHI)—HOTARUJAYA	33 minutes
4	Yellow	SHOKAKUJI-SHITA—(NISHIHAMANO-MACHI)—HOTARUJAYA	14 minutes
5	Green	ISHIBASHI—(NISHIHAMANO-MACHI)—HOTARUJAYA	20 minutes

※Transfer tickets will be issued to passengers who are transferring at TSUKI-MACHI
 ※The train that will stop at SHOWA-MACHIDORI only an up train (bound for AKASAKO)



Urakami Cathedral

Atomic Bomb Museum

If you want to visit Atomic Bomb related facilities, it is convenient if you get off at MATSUYAMA-MACHI



Peace Park



Hypocenter of the Atomic Bomb Explosion



Siebold Memorial Museum



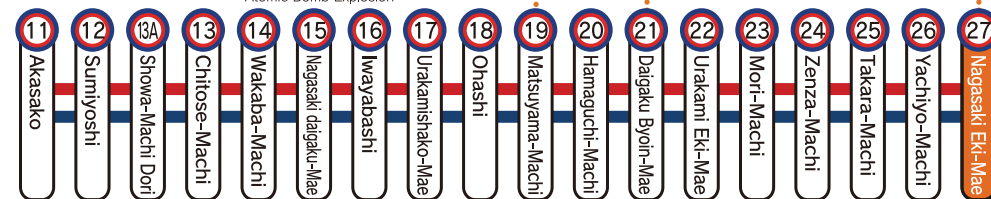
Suwa Shrine



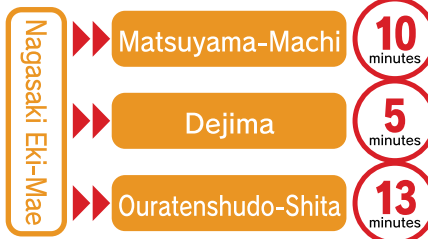
One legged Torii Arch



Site of the Martyrdom of the 26 Saints of Japan



Required Time from Nagasaki Station to main streetcar stops



If you want to go to OURA TENSHUDO-SHITA from Nagasaki Station, you need to transfer at TSUKI-MACHI. The required times are subject to change, depending on the connection.



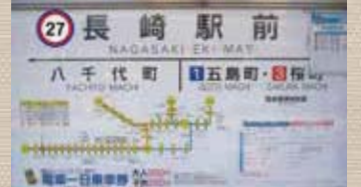
Tourist guide boards are located at main streetcar stops.

Tourist guide boards are provided at every major tourist stop that gives information about tourist spots that you can visit when you get off from the streetcar stop, such as TSUKI-MACHI, OURA TENSHUDO-SHITA and MATSUYAMA-MACHI.



From OURAKAIGAN-DORI streetcar stop walk 3 minutes to MATSUGAE International Terminal

You can verify the streetcar route by the color of the line and the number of the streetcar stop



The streetcar has 4 different lines separated into 4 different colors. To make it easier to understand, there are numbers for every stop. There is a number sign on the sign-board for each station. To make it more eye-catching, this number is encircled in a color corresponding to the line number and where it will stop.

Color coding is also used for the streetcar destination sign.



The destination markings of every streetcar has the corresponding line color on it. Even though there are some parts that have only Japanese writing, it can be easily identified by its color and number.

Let's remember the destination by their corresponding figure.

赤迫	Akasako
正覚寺下	Shokakuji-shita
蛸茶屋	Hotarujaya
石橋	Ishibashi

From OHATO streetcar stop walk about 5 minutes to OHATO terminal



Nagasaki Port Ohato Terminal



Dejima



Bekko Crafts Museum



Former Hongkong & Shanghai Bank Nagasaki Branch Museum



With the flat fare system, it is convenient to go anywhere.


The street car offers a very low rate, making it an attractive form of public transport. Wherever you want to go, the fare is the same and it's easy to understand. Don't forget to remember how to get a transfer ticket to make it more economical.

Streetcar fare
(flat fare system for all areas)

Adult	120Yen
Children ...	60Yen

If there is no direct line going to your desired destination, please transfer at TSUKI-MACHI. You don't need to pay any extra to transfer.

How to use the streetcar



Line number and destination

[Before getting on a train]

Double check by looking at the route map from the previous page, verifying the train number and destination, to make sure that it will go to the desired destination.

[When getting on a train]

Before getting on the train, check the display in front of the train. Sometimes trains with different destinations also stop at the same platform, so please be careful not to take the wrong train.

If you are using cash or one-day pass

- As soon as the train arrives, the rear door will be open. Board from the rear door.
- Unlike the bus, there is no ticket to take (seiri-ken). Since you will pay when you get off, simply go inside the train.
- When your destination is announced, press the stop button to signal the driver you wish to get off.
- Move only when the train has completely stopped.
- Pay with exact change, by putting your money into the fare-box near by the driver's seat. If you are using the one-day pass, present the pass to the driver so they can easily check the date printed on the pass.

If you are using the Nagasaki smart-card

- As soon as the train arrives, the rear door will be open. Board from the rear door.
- Please touch your smart-card on to the card reader when you board.
- When your destination is announced, press the stop button to signal the driver you wish to get off.
- Move only when the train has completely stopped.
- Please touch your smart-card on to the card reader beside the driver's seat as you get off.

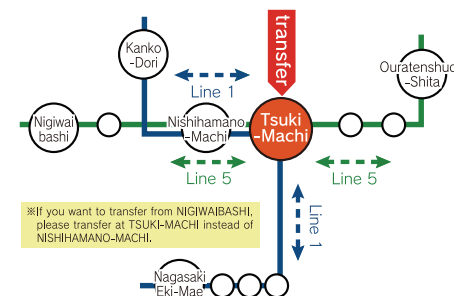
How to transfer

You can transfer for free at TSUKI-MACHI using Line 1 and Line 5. For example, if you want to go from NAGASAKI EKI-MAE to OURA TENSUDO-SHITA, since there is no direct line, you need to take Line 1 (blue line) to TSUKI-MACHI, transfer to Line 5 (green line) and board a train to OURA TENSUDO-SHITA.

[How to get a transfer ticket]

- When you get off at TSUKI-MACHI and after you pay the fare, please ask for a transfer ticket from the driver by saying "nori-kae onegai-shimasu."
- When you get off at your destination, please inset the transfer ticket into the fare box. You don't need to pay any additional charge.

※A transfer ticket will be issued only at TSUKI-MACHI. Passengers can not transfer (and additional charge will be applied) if a passenger transfers at any stop other than TSUKI-MACHI.



Some notes before using the train

◆Fare boxes are unable to provide change

Insert exact fare into the fare box

◆Money changer

If you are running out coins, you can change money using the automatic money changer; however, only 1,000 yen notes are accepted. Before getting on the bus, please be careful, as the money changer cannot accept notes larger than 1,000 yen.

◆Collectively pay

If you want to pay your fare collectively, please tell the driver in advance



Automatic change machine

!!Information about budget and discounted tickets!!

One-Day Pass

One-Day unlimited rides on streetcar in all lines

- You can use all lines for the streetcar
- When you get off the train, present your pass to the driver so they can easily check the date printed on the pass. Note that when you get off at TSUKI-MACHI, you won't need a transfer ticket.
- Each pass is valid for one person only and cannot be used collectively.
- You can purchase a One-Day pass at the Tourist Information Center (located in the ground floor of JR Nagasaki Station) or at the City Main Accommodation Facility, etc. You can not buy the pass inside the train.



Adult
500Yen

Children
250Yen